

# Annual Report 2023

## Strategic Goal 1

*All students will progress and achieve to their highest educational potential through quality teaching and learning, safe environments and positive relationships.*

There are several measures to support the school understand progress towards the goal. The first one relates to NCEA outcomes and these were benchmarked as follows:

**Table 1 - Academic Goals**

<b>New Zealand Qualifications</b>	<b>All Students</b>	<b>Māori (1)</b>	<b>Pasifika (1)</b>	<b>With Merit &amp; Excellence</b>
NCEA Level One	80%	80%	80%	70%
NCEA Level Two	80%	80%	80%	55%
NCEA Level Three	70%	70%	70%	45%
University Entrance	60%	60%	60%	

Note (1) - percentages apply when the cohort exceeds 20

## NCEA Results for 2023

The NCEA results for 2023 are below. The criteria used to determine these results is as follows:

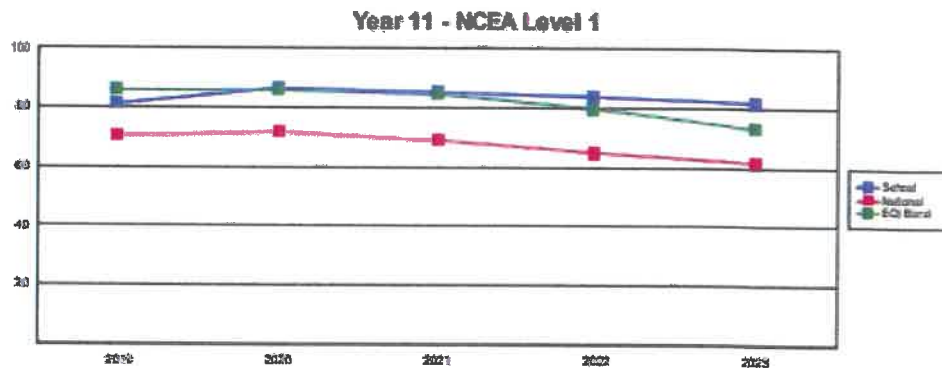
- All students who have been enrolled for 70 days in the school have their NCEA data reported.
- International students are excluded.
- ORS funded students are included.
- Includes students who may have been enrolled for insufficient credits to gain any qualification.
- Results are cumulative, ie results gained from a previous year count towards the qualification.

To determine ethnicity, students are able to select up to three ethnicities and their results are reported for all three ethnic groups. This statistical methodology is called Total Response and seen as statistically valid. This needs to be kept in mind because the total number of reported grades will be greater than the total number of students.

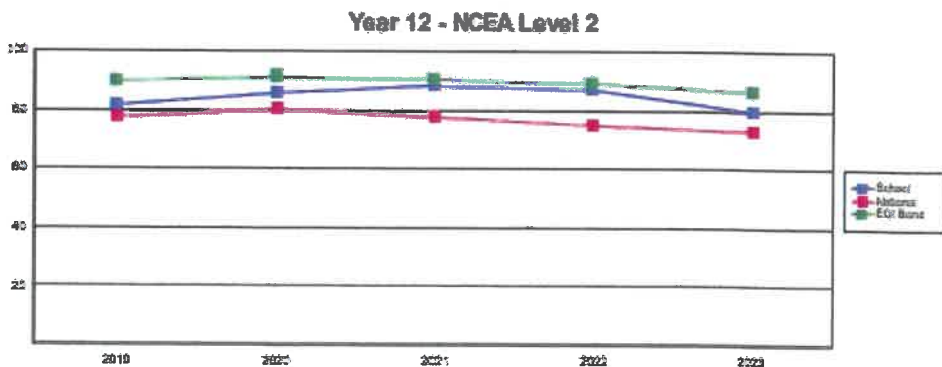
## NCEA Outcomes for 2023

Academic Year	Year 11 NCEA L1	Year 12 NCEA L2	Year 13 NCEA L3	Year 13 UE
2019	81.4	81.9	71.0	64.1
2020	86.9	85.9	80.4	71.0
2021	85.6	88.5	83.9	62.8
2022	84.3	87.0	81.1	65.2
2023	82.0	79.9	75.1	64.5

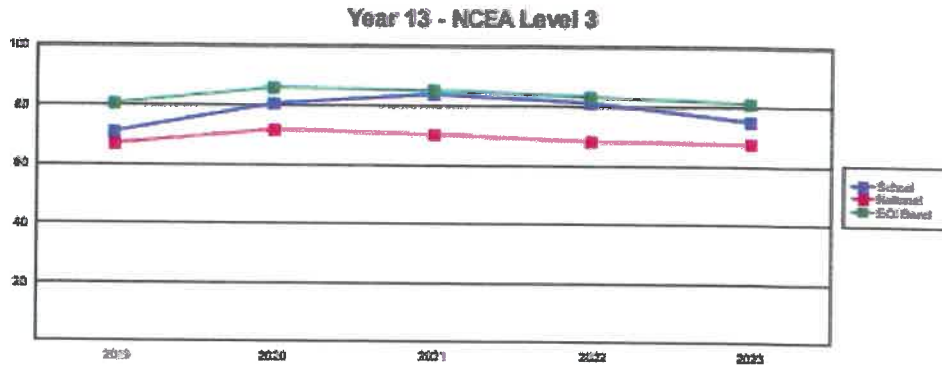
At Level 1 NCEA students did very well exceeding the 80% pass rate strategically targeted. This result also comfortably exceeded both the National mean (by over 20%) and the EQI band (by just under 9%). This is our final year credentialing NCEA Level 1 and the results from 2023 bode well for achievement in NCEA Level 2 this year.



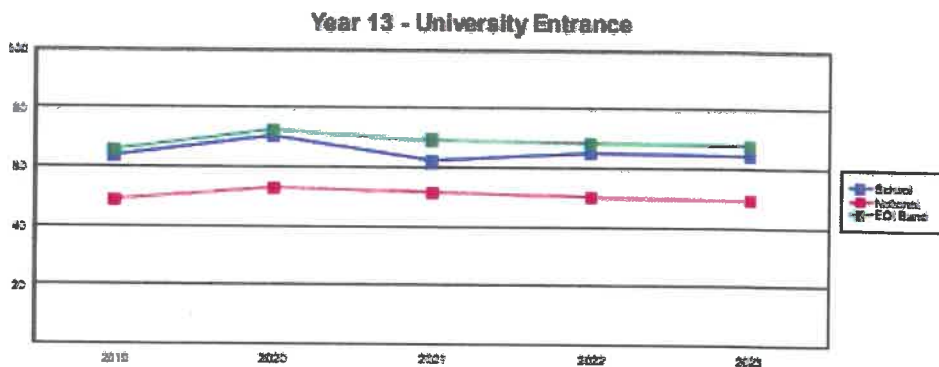
At Level 2 NCEA the cohort performed well, falling short of our strategic target by .1%. Achievement was 6% above the National mean and at 79.9% the cohort was under the EQI band achievement by 6%. Looking at historical data, there is also a small drop off of 4% from the cohort's 2022 achievement data.



Students' NCEA Level 3 results followed a similar pattern to Level 2. The cohort's achievement exceeded the school's strategic target by 5.1%, was above the National mean but slightly below the EQI band achievement.



The University Entrance qualification requires students to gain five Reading and five Writing credits at Level 2 or above, 14 credits in three approved University Entrance subjects as well as Level 3 NCEA. The school's target was 60% of students to gain University Entrance in Year 13 and this was exceeded by 4.5%. Similarly to Level 2 and 3 NCEA, achievement was above the National mean and slightly below comparable EQI band schools.



There was a marked drop in NCEA achievement in 2023 nationally and Newlands College was not immune to this. Year 12 and 13 students in 2023 still suffered from a Covid lockdown hangover as they missed large sections of learning from their senior curriculum and this is reflected in Level 2 and 3 NCEA. In addition industrial action meant we had rolling strikes where again, students missed sections of their curriculum. It is important also to remember that the Total Response methodology includes ELL students that are not International students and our ORS funded students.

### Next Steps

The strategic direction of the school has meant that we will no longer be credentialing NCEA Level 1 at Year 11. This decision was made to strengthen the

learning at Year 11, better the wellbeing of students and therefore better prepare students for NCEA Levels 2 and 3. In addition academic mentoring continues both by Year Level Deans, our Pou Manaaki and Pasifika Liason.

## Strategic Goal 2

*Māori students will enjoy educational success as Māori and fulfill their personal and educational potential.*

Newlands College				
Academic Year	Year 11 NCEA L1	Year 12 NCEA L2	Year 13 NCEA L3	Year 13 UE
<b>Māori</b>				
2019	63.2	65.2	75.0	62.5
2020	84.6	87.5	76.5	58.8
2021	71.1	95.7	70.0	30.0
2022	70.7	82.9	70.6	29.4
2023	67.6	71.1	61.5	46.2

National				
	Year 11 NCEA L1	Year 12 NCEA L2	Year 13 NCEA L3	Year 13 UE
	57.7	68.9	55.1	29.9
	60.8	71.9	60.7	34.1
	57.7	68.3	58.5	31.7
	53.9	64.1	55.7	30.9
	51.9	64.6	56.3	31.2

Our akonga Māori enjoy success in a variety of ways, as defined by whānau Māori and akonga Māori. Academic NCEA success is one of many measures to support the strategic progress the school is making towards the above goal. Akonga Māori at Newlands College enjoyed NCEA success well above that of the National means and this reflective of the pedagogical approaches, academic mentoring support and pastoral support our akonga Māori enjoy through our Te Ao Marama Framework. There is still a gap between our akonga Māori NCEA results and that of the general cohort and the strategic percentage targets were not met.

## Next Steps

The school continues to invest significant resourcing into strengthening the staff's understanding of Culturally Response Pedagogy as a mechanism to accelerate akonga Māori success. In 2023 Professional Learning was faculty based with a focus on Mana Ōrite mo te Mātauranga Māori and in 2024 all staff are undertaking Te Reo Māori lessons.

The significant curriculum change we have made to Year 11 also means that staff are able to develop courses that meet the needs of Māori students as faculties are

not bound by the assessment conditions of NCEA.

### Strategic Goal 3

*Pasifika students will enjoy educational success as Pasifika and fulfill their personal and educational potential.*

<b>Newlands College</b>				
<b>Academic Year</b>	<b>Year 11 NCEA L1</b>	<b>Year 12 NCEA L2</b>	<b>Year 13 NCEA L3</b>	<b>Year 13 UE</b>
<b>Pacific Peoples</b>				
2019	76.5	83.3	33.3	16.7
2020	92.3	66.7	88.9	66.7
2021	72.7	64.3	58.3	33.3
2022	59.1	81.8	62.5	12.5
2023	69.2	68.2	75.0	50.0

<b>National</b>				
	<b>Year 11 NCEA L1</b>	<b>Year 12 NCEA L2</b>	<b>Year 13 NCEA L3</b>	<b>Year 13 UE</b>
	61.8	71.3	60.3	30.3
	68.2	77.1	68.9	33.7
	62.3	71.5	64.9	33.0
	58.6	67.3	59.4	28.7
	52.7	65.0	60.4	29.8

Our Pacific Peoples enjoy success in a variety of ways, as defined by Pacific Peoples Fono and Pacific Peoples students. Academic NCEA success is one of many measures to support the strategic progress the school is making towards the above goal. Pacific Peoples at Newlands College enjoyed NCEA success well above that of the National means and this reflective of the pedagogical approaches, academic mentoring support and pastoral support through our Pacific Teacher Liason and Senior Leader supporting this role.

### Next Steps

The school continues to invest in our Pacific Peoples education. This year we have created (and filled) a new role titled Pasifika Learning Advisor. This staff member is mentoring Year 12 students with a view to increasing their academic success in NCEA Level 2. He is also running homework club sessions this year.

The same staff member is also running leadership workshops at Newlands College with the aim to strengthen connections between home and school culture and customs with the aim to encourage students to aspire and achieve highly.

The school has also engaged with an outside organisation named *Le Niu o Pasifika* who will be running workshops with students to strengthen student identity and engagement in learning.